

Bentley®

Streamline Your Workflow

Learn how water professionals use OpenFlows™ Water to solve everyday challenges and effectively and efficiently plan, design, and optimize their water distribution systems.

Table of Contents

Page

| | |
|-----------|--|
| 3 | Wastewater Engineer or Designer |
| 4 | Head of Engineering |
| 5 | Operations Manager |
| 6 | Working Together For Success |
| 6 | In-product Help |
| 7 | Communities |
| 8 | On-demand Training |
| 9 | Expert Training |
| 10 | Working Together For Success |



Water Engineer or Designer

The Challenges

- ◆ Ineffective calculation methods require manual input, creating potential errors in your designs.
- ◆ Using multiple software programs results in disconnected data and workflow disruption, which affect your productivity.
- ◆ Using inefficient technology applications wastes precious time, resulting in lower quality work to meet deadlines.
- ◆ Simplifying reports for design review adds more time to your already tight schedule.

The Solution

OpenFlows Water enables you to meet deadlines with optimized designs by providing:

- ◆ Direct integration with other technology to improve workflow processes and save time.
- ◆ Calculation and analysis resources that support standard requirements.
- ◆ Customizable reporting that allows management to quickly and easily review designs.



Head of Engineering

The Challenges

- ◆ Using outdated or disconnected systems is time-intensive and leads to errors. As a result, you risk delivering lower quality work and missing important project deadlines.
- ◆ Reporting issues and addressing problems lead to low productivity and time-consuming reviews.
- ◆ Missed deadlines and poor-quality designs result in profit loss, a tarnished reputation, and unhappy employees.

The Solution

OpenFlows Water provides a streamlined process, automates menial tasks, supports interoperability across various software applications, and enables customized reporting capabilities so you can:

- ◆ Quickly review designs to ensure they align with standards and meet project requirements.
- ◆ Meet project deadlines and present designs that you and your client trust.
- ◆ Save time and accept more projects, resulting in increased profits.
- ◆ Win new projects by building an impeccable reputation and producing trustworthy designs.



Operations Manager

The Challenges

- ◆ Systems need to run efficiently to optimize operating costs.
- ◆ Teams need to avoid major system problems and potential catastrophic events.
- ◆ It is difficult to manage data for pre-processing and post processing.
- ◆ They need to meet consumer needs and demands.

The Solution

OpenFlows Water empowers you to make reliable decisions based on accurate hydraulic simulations by:

- ◆ Automating calibration using state-of-the-art genetic algorithm engines that increase optimization and decrease operating costs.
- ◆ Conducting system assessments, facilitating quick leak detection and rehabilitation.
- ◆ Using the Darwin Calibrator to evaluate millions of possible solutions to help you quickly find a calibration hypothesis that best matches measured flows, pressures, and on/off status.
- ◆ Creating and evaluating what-if scenarios to uncover potential issues and virtually simulate disaster situations, helping you make smarter decisions and improve your response times.



Working Together for Success


Obtaining software that helps you optimize your workflow, increase profits, and keep your consumers happy is the first step toward success. However, we understand that committing to learning a new software program can be difficult and may be keeping you from upgrading a less efficient solution. That's why we offer an array of resources that allows you and your teams to customize individual learning paths to support busy schedules and personalized learning styles.

In-product Help



Feature and Functionality Specific

That this isn't just a generic help menu. It gives you help on the exact menu/feature you were in at the time.



General Help

Search for help on a more general topic, click on the "?" in the top right of the map window. From there, you can browse for help by looking through the contents of our help library.



Quick Start Lessons

Quick Start lessons are included with the products. They just click on File > Help > Quick Start from within the software to get step-by-step instructions to solve typical problems.

Working Together for Success

Communities



WIKI

Dive into the more in-depth discussion on the web-based wiki.

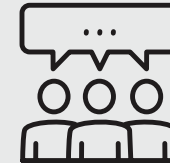
[Learn more >>](#)



Forum

Ask questions or discuss a topic with real experts.

[Learn more >>](#)



New User Resources

Our Communities also contain sets of new user learning resources for each product.

[Learn more >>](#)



Working Together for Success

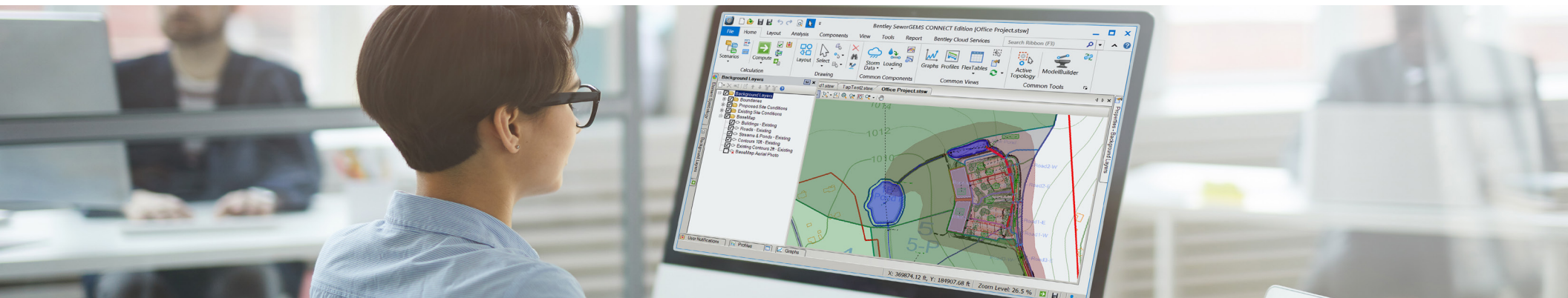
On-demand Training



Courses and Learning Paths
Find courses and learning paths
in an easy to navigate database.
[Learn more >>](#)



YouTube
Check out the large library of YouTube
videos available.
[Learn more >>](#)



Working Together for Success

Expert Training



Courses and Learning Paths

Every Virtuoso Subscription of OpenFlows software includes complimentary keys – much like tokens – that can be redeemed for customized training with experts.

[Learn more >>](#)



Webinars

OpenFlows experts host webinars often on many topics and success stories.

[Learn more >>](#)



Optimize How You Plan, Design, and Analyze

A complete portfolio of integrated software and resources for water network systems

[Learn More](#)

© 2024 Bentley Systems, Incorporated. Bentley, the Bentley logo, OpenFlows, and OpenFlows Water are either registered or unregistered trademarks or service marks of Bentley Systems, Incorporated or one of its direct or indirect wholly owned subsidiaries. Other brands and product names are trademarks of their respective owners. 637726-24

